

# Shamrock Love

St. Patrick's Day Banner

---

This retro-look banner can be printed in full colour, or as colouring blanks to customize as you please. Show your knitting pride by opting for the yarn-ball shamrocks! Or go for the quiet option, with the simple option of flags and shamrocks.

## Materials

scissors

colouring materials if desired

string or thread

tape, glue or adhesive dots


## Instructions

1. Print the page(s) you'd like to use
2. Colour the banner if you like
3. Cut out each flag on the side lines (dotted lines at the horizontal centre are for folding)
4. Fold on the middle lines and put flags in order - shamrock, 'Shamrock', shamrock, 'Love', shamrock
5. Fold flags over string at intervals, then secure the paper to itself below the fold with a little tape, glue, or adhesive dot
6. Hang as desired, either securing with tape or tying knots in the string

© Mary Keenan 2012 – not for commercial use  
[www.hugsforyourhead.com](http://www.hugsforyourhead.com)


M R O C K L  
M R O C K L  
S H A M R O C K L

A H S  
O V E




M R O C K L  
M R O C K L  
S H A M R O C K L

A H S  
O V E



M R O C K L O V E  
S H A M R O C K L

V H S  
O V E



M R O C K L O V E  
S H A M R O C K L

V H S  
O V E

